

2019

1.1

2019

724

27

46.13%

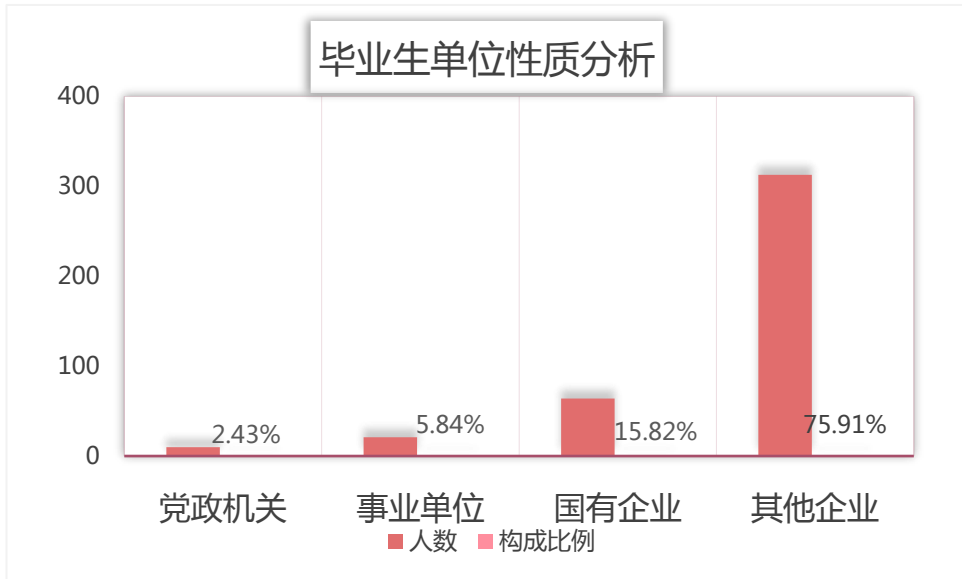
1 2019

		(%)
	481	66.44%
	243	33.56%
	334	46.13%
	390	53.87%

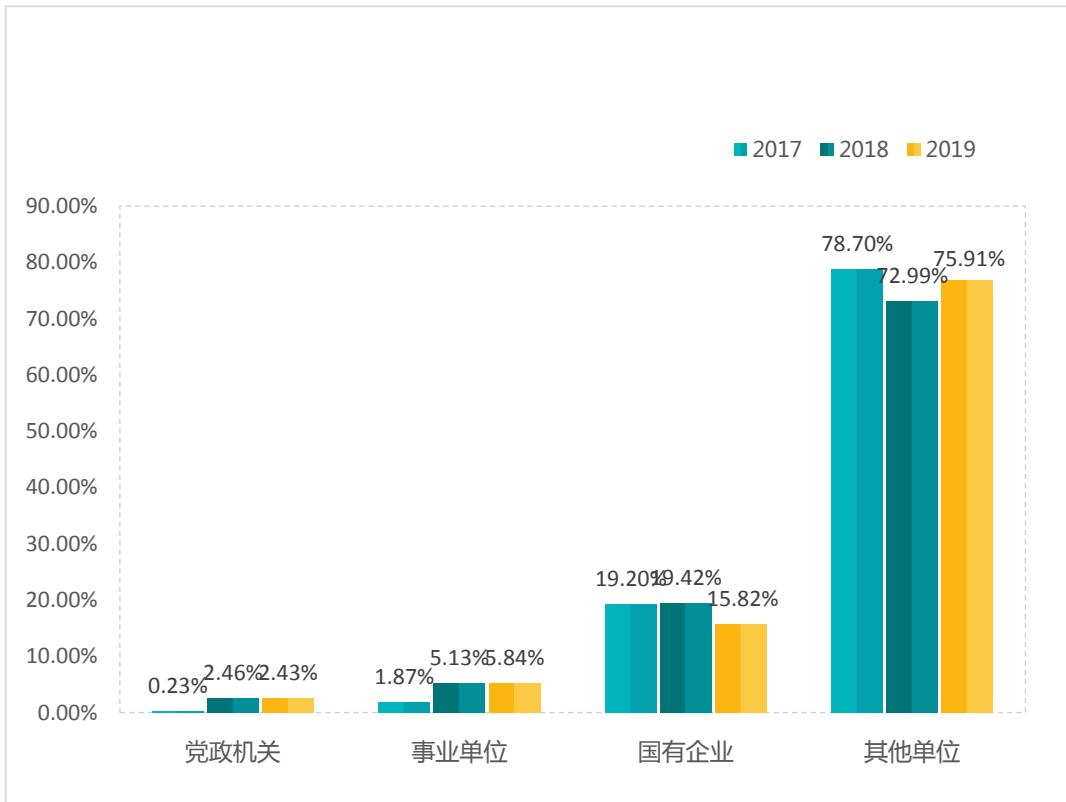
1.2

2 2019

				1				2		3	
	138	50	36.23%	52	37.68%	2	1.45%	22	15.94%	126	91.30%
	148	64	43.24%	42							



2 2019



3

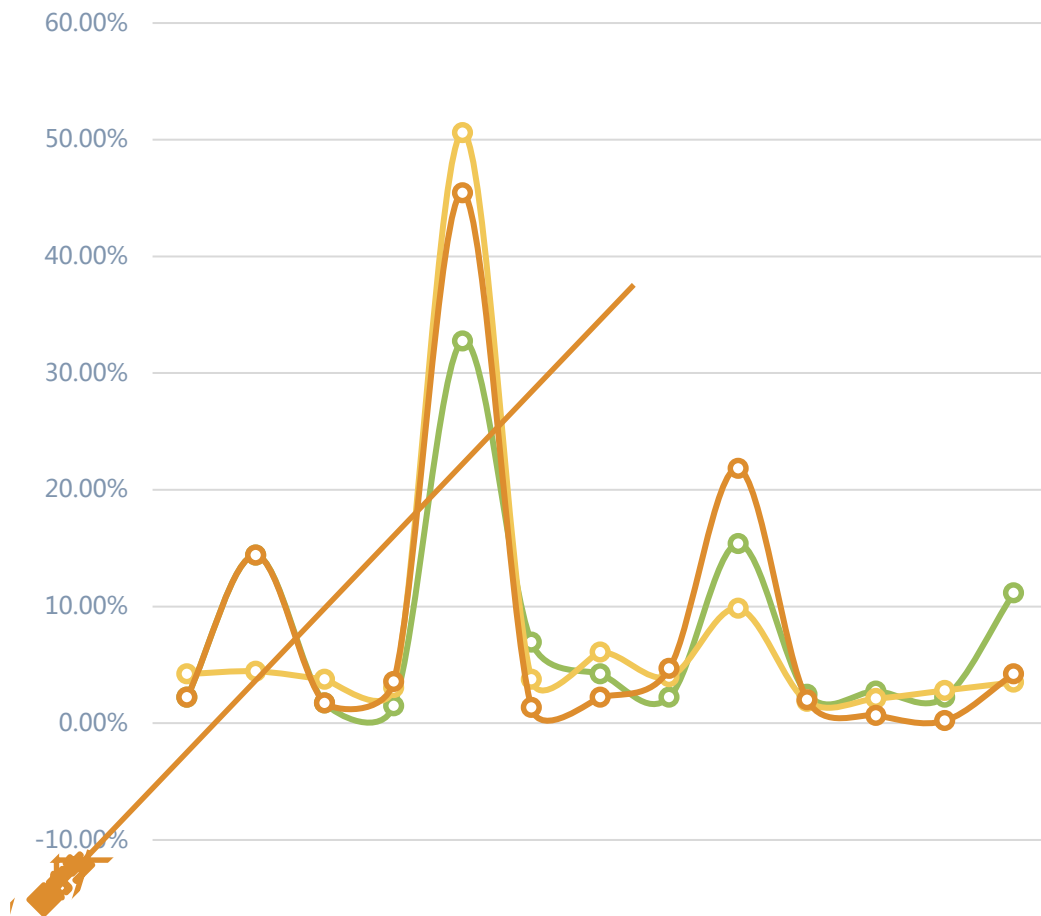
(

IT

2.3

5

1		
2	57	
3		
4	8	
5IT		
6		
7		
8	10	
9		
10		
11		
12		
13		



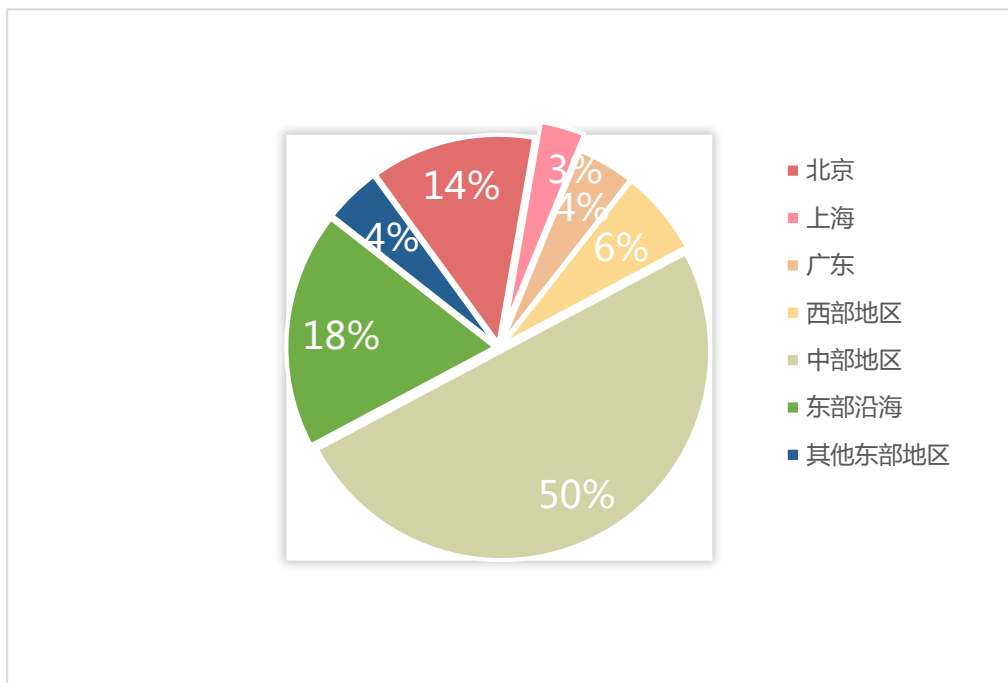
4

IT

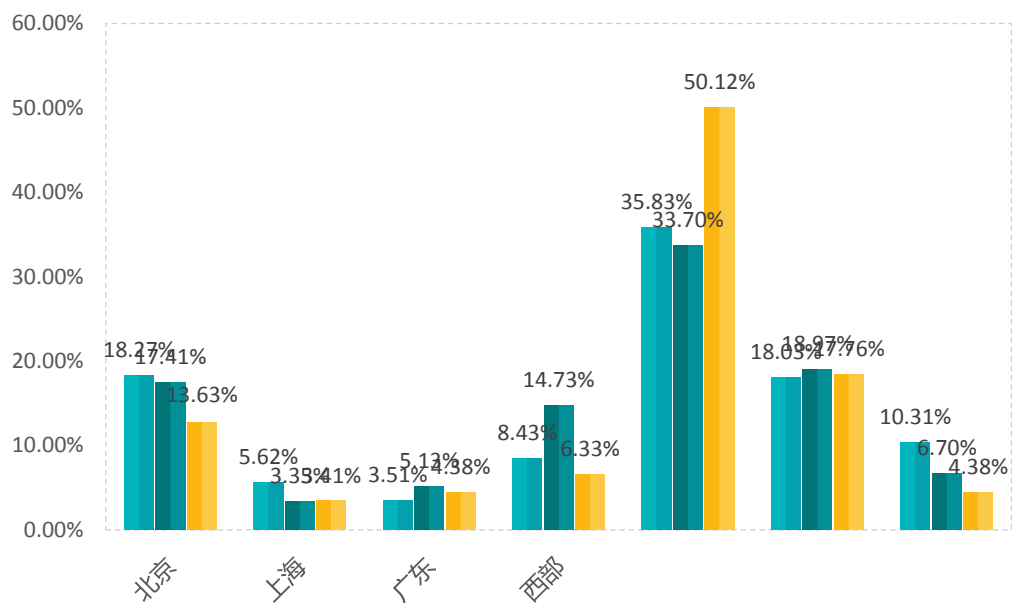
2019

2.4

6 2019



5 2019



6

2.5

2.5.1 985

53

	16		4
	5		4
	2		1
	5		1
	3		1
	2		2
	2		2
	1		1
	1		

7 2019

985

2.5.2 211

81

	2		1
	1		2
	1		1
	2		1
	31		6
	7		5
	6		1
	1		2
	2		2
	2		2
	1		2

8 2019

211

2.5.3

9

	3		2
	1		1
	2		

9 2019

2.5.4

95

10 2019

	52		2
	1		4
	2		1
	4		3
	1		3
	1		1
	1		1
	1		1
	1		1
	1		1
	1		1
	1		1
	1		1
	2		1
	3		1
	1		

2019

239

33.01%

985

53

22.27%

211

81

34.03%

9

3.78%

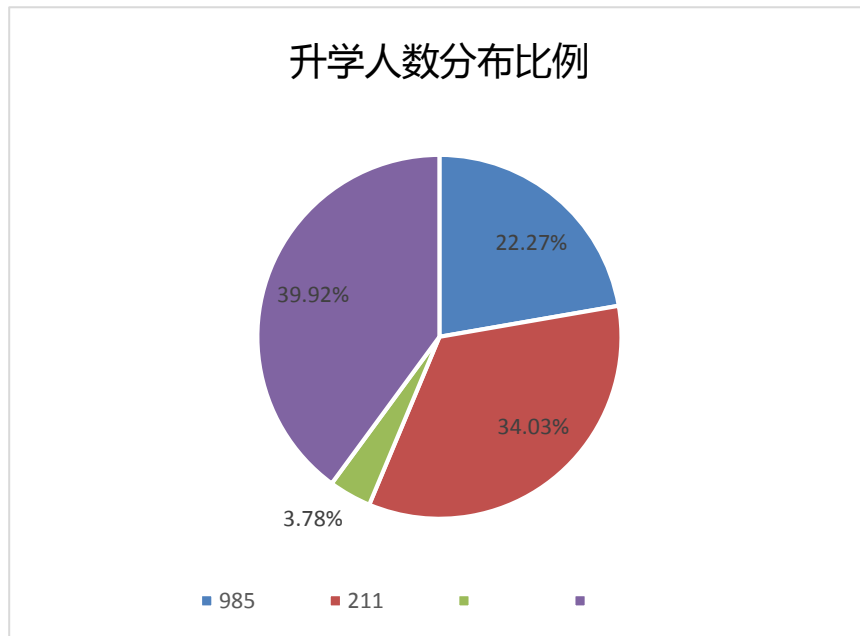
95

39.92%

985

2020

985



7

2.6

2019

12

1.66%

2.7

2019

62

28

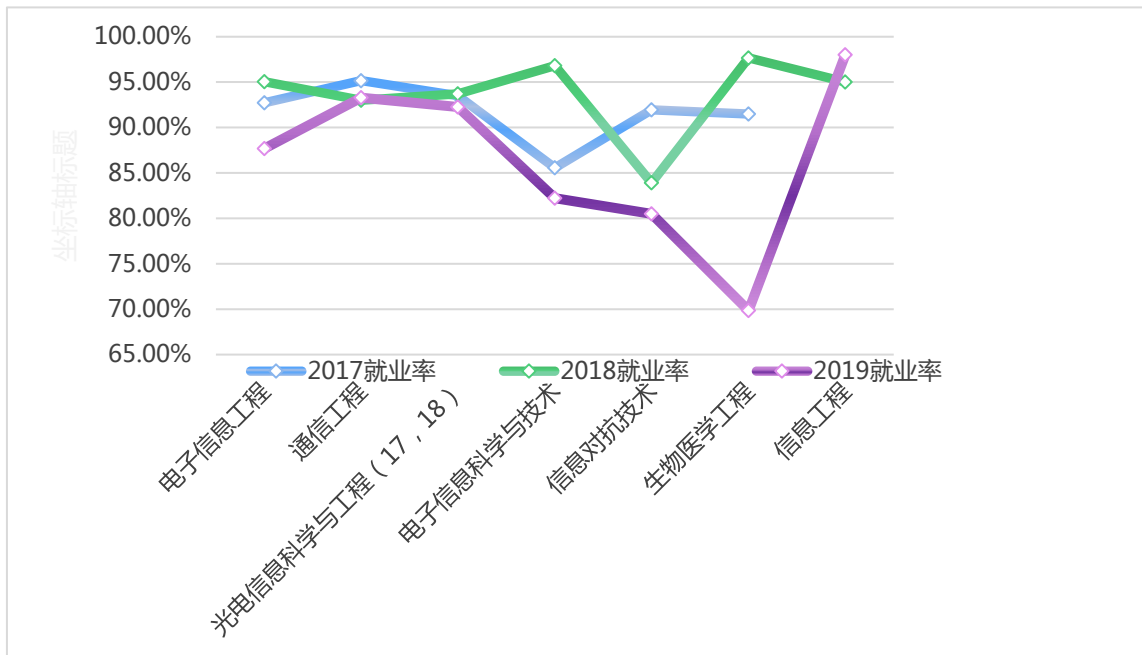
4

51.61%

3.1

11

	92.72%	95.04%	91.30%
	95.17%	93.01%	91.89%
	93.48%	93.71%	93.55%
	85.56%	96.81%	91.11%
	91.95%	83.91%	92.68%
	91.49%	97.67%	84.20%
	92.36%	95.00%	91.67%



8

85%

90%

3.2

2019

724

411

2017

2019

4.1

1

4.2


4.2.1

QQ





4.2.3





4.2.4

QQ

4.2.5

2019

85

20000~50000

85~90

4.3

4.4

GYB



4.5

4.6

4.7

4.8

2019

2019

19

91.44%

2019

2020